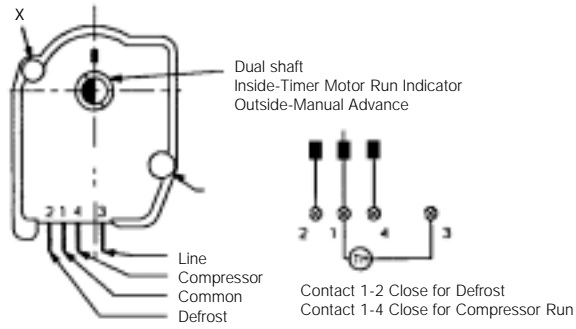


DEFROST TIMERS

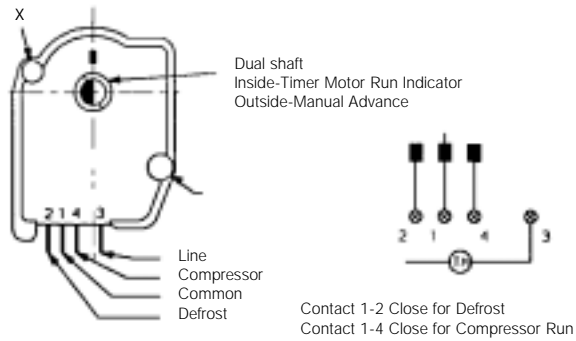
MOUNTING AND WIRING DIAGRAMS

X - Mounting hole for #6 self tapping screw



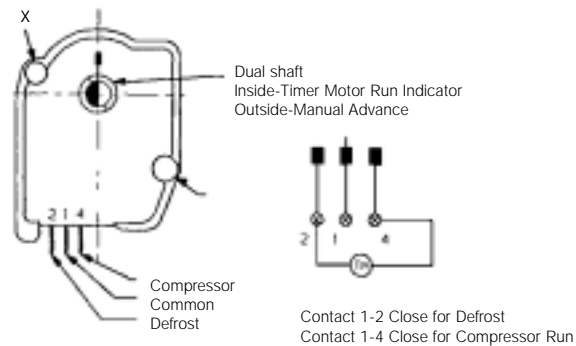
This figure applies to part numbers 8-801, 8-802, 8-803, 8-805, 8-806, 8-808

X - Mounting hole for #6 self tapping screw

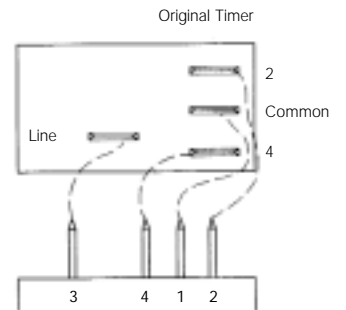


This figure applies to part number 8-804

X - Mounting hole for #6 self tapping screw



This figure applies to part number 8-807



If the original timer plug is too large or not wired correctly, use this illustration as a guide.